



RÖNTGEN®

GERMAN QUALITY - ENDURING PRECISION

Catalog

2019/2020

ROENTGEN

Over 100 years experience in quality improvement -
you can't beat it!

WWW.ROENTGEN-SAW.COM

CONTENTS

THE COMPANY

OVER 100 YEARS EXPERIENCE 04

TECHNIQUE

TOOTH PITCHES 06

SET PATTERNS 07

TOOTH FORMS 07

APPLICATION AREAS

ICON EXPLANATIONS 08

BI-ALFA

BI-ALFA COBALT M42 10

BI-ALFA PROFILE 12

BI-ALFA PROFILE WS 14

BI-ALFA COBALT WS 16

BI-ALFA COBALT WS ALU 18

BI-ALFA COBALT RP 20

BI-ALFA MASTER 22

BI-ALFA RP MASTER 24

BI-ALFA COBALT M51 26

BI-ALFA COBALT M51 SUPREME 28

BI-ALFA MASTER SUPREME 30

HM-TITAN

HM-TITAN MU 32

HM-TITAN ALU2 34

HM-TITAN ALU3 36

HM-TITAN FORTE C 38

HM-TITAN B0 40

HM-TITAN MUSN 42

HM-TITAN SET 44

RRR

RRR 46

RRR Plus 48

GRIT

Segmented 50

Continuously gritted 52

POWER HACKSAW BLADES

2-IKS | MOLY | MOLY7 | BI-ALFA 54

HAND HACKSAW BLADES

BI-ALFA | DURAX | 2-IKS | MOLY 55

SERVICE

Break-in procedure 56

Safety instructions 57

Accessories 58

BI-ALFA	HM-TITAN
RRR	GRIT
HACKSAW BLADES	SERVICE

Band Saw
Blade Catalog
Product overview



RÖNTGEN®

GERMAN QUALITY - ENDURING PRECISION

ABOUT ROENTGEN

Since its foundation in 1899, ROENTGEN is known for the highest quality, technical innovations and utmost customer service.

Utilizing strict quality controls, constant development work in R&D and a highly precise production with state of the art machinery guarantee the precision and long blade life of ROENTGEN BI-ALFA and HM-TITAN products.

Quality is of the highest priority at ROENTGEN. The production process starts with careful selected raw material, followed by a precise and permanent production monitoring and ends with a thorough final inspection.

Customers worldwide can rely on consistent cutting results of ROENTGEN products.

More than
100 years experience
- you can't beat it!

TOOTH PITCHES

The tooth pitch describes the number of teeth per inch. For combi toothing the first figure represents the largest distance between tooth tips and the second figure the smallest distance between tooth tips within one group.

CONSTANT TOOTH PITCH

This tooth pitch has a constant distance from tooth to tooth. It is very suitable for constant cross sections and non-ferrous materials.



COMBI TOOTH PITCH

The combi tooth pitch has different tooth tip distances within one toothing group. The application area of the band saw blade is increased and vibrations are reduced.



RECOMMENDATIONS FOR TOOTH SELECTION

for solid material

Regular Tooth Pitch		Combi (Variable) Tooth Pitch		Roentgen HM-Titan	
Cross section	Toothing	Cross section	Toothing	Cross section	Toothing
< 10 mm	14 tpi	< 25 mm	10/14 tpi	50 - 120 mm	3/4 tpi
10 - 30 mm	10 tpi	15 - 40 mm	8/12 tpi	100 - 250 mm	2/3 tpi
30 - 50 mm	8 tpi	25 - 50 mm	6/10 tpi	150 - 400 mm	1,5/2 tpi
50 - 80 mm	6 tpi	35 - 70 mm	5/8 tpi	350 - 600 mm	1,1/1,6 tpi
80 - 120 mm	4 tpi	40 - 90 mm	5/6 tpi	> 500 mm	0,85/1,15 tpi
120 - 200 mm	3 tpi	50 - 120 mm*	4/6 tpi*		
200 - 400 mm	2 tpi	80 - 180 mm*	3/4 tpi*		
300 - 700 mm	1,25 tpi	130 - 350 mm	2/3 tpi		
> 600 mm	0,75 tpi	150 - 450 mm	1,5/2 tpi		
		200 - 600 mm	1,1/1,6 tpi		
		> 500 mm	0,75/1,25 tpi		

*Please note that it is also possible to choose our Combi pitch 4/5

for tubes

Wall thickness S (mm)	Outside diameter D (mm) Toothing Z (tpi)									
	20	40	60	80	100	120	150	200	300	500
2	14	10/14	10/14	10/14	10/14	8/12	8/12	8/12	8/12	5/8
3	14	10/14	10/14	8/12	8/12	8/12	8/12	6/10	6/10	5/8
4	10/14	10/14	8/12	8/12	8/12	6/10	6/10	5/8	5/8	4/6
5	10/14	10/14	8/12	8/12	6/10	6/10	5/8	4/6	4/6	4/6
6	10/14	10/14	8/12	8/12	6/10	5/8	5/8	4/6	4/6	4/6
8	10/14	8/12	8/12	6/10	5/8	5/8	4/6	4/6	4/6	4/6
10	-	8/12	6/10	5/8	4/6	4/6	4/6	4/6	4/6	4/5
12	-	8/12	6/10	4/6	4/6	4/6	4/6	4/6	4/6	4/5
15	-	8/12	6/10	4/6	4/6	4/6	4/6	4/5	4/5	4/5
20	-	-	4/6	4/6	4/6	4/6	4/5	4/5	4/5	3/4
30	-	-	-	4/6	4/6	4/5	4/5	4/5	4/5	2/3
50	-	-	-	-	-	-	4/5	3/4	2/3	2/3
80	-	-	-	-	-	-	-	3/4	2/3	2/3
> 100	-	-	-	-	-	-	-	-	2/3	1,5/2

For thin-walled tubes (up to 8 mm wall thickness) it is advisable to choose a 0° rake angle.

Our application engineers will assist you in selecting the right band saw blades and provide reliable cutting parameters for your specific sawing application.

SET PATTERNS

RAKER SET

This is the most popular set pattern of constant tooth pitches. Teeth are set right-left-straight.



COMBI SET

This set sequence can vary depending on the tooth pitch. After a pattern of left-right set teeth follows always one straight tooth.



GROUP SET

Several consecutive teeth are set to one side, followed by several teeth set to the other side.



WAVY SET

Setting sequence is wavy.



TOOTH FORMS

NORMAL TOOTH (N)

The normal tooth has a cutting angle of 0°. It is suitable for cutting material with a high carbon content (such as cast iron), for material with small cross sections and for thin-wall profiles and tubes.



HOOK TOOTH (H)

The hook tooth has a positive cutting angle of 10°. This tooth form is particularly suitable for cutting solids, thick-walled tubes and all higher alloyed materials.



RP TOOTH (RP)

The RP tooth has a positive cutting angle of 16°. Due to its aggressive cutting characteristics, it is most suitable for cutting exotic alloys and non-ferrous metals.



MASTER TOOTH (M)

Two different cutting angles, 10° and 16°, are available. This special development consists of ground tooth tips and is composed by a chamfered pre-cutter and a pair of lower finishing cutters. The MASTER tooth is especially suitable for cutting stainless steel and other high alloyed materials.



PROFILE TOOTH

The reinforced design of the profile tooth withstands the vibrations that occur when cutting beams and tubes. This effect is supported by the reduced cutting angle of 6°.



APPLICATION AREAS

EXPLANATION OF ICONS

Due to the variety of our band saw blades, we are able to cover a wide range of applications. The following icons indicate which band saw blade fits best to your individual cutting job.

 <div>Square tubes</div>	 <div>Angles</div>	 <div>Plate</div>	 <div>Thick-walled tubes and solid bars</div>	 <div>Aereated concrete</div>	 <div>Wide set</div>
 <div>Square tubes in bundles</div>	 <div>Bundled angles</div>	 <div>Plates</div>	 <div>Small round solids</div>	 <div>Wall and floor tiles</div>	 <div>Rake angle</div>
 <div>Thin-walled tubes</div>	 <div>Profiles</div>	 <div>Bundled solids</div>	 <div>Round solids</div>	 <div>Graphite/Carbon</div>	
 <div>Thick-walled tubes</div>	 <div>Bundled beams</div>	 <div>T-, I- and L-Beams</div>	 <div>Square solids</div>	 <div>Engine block</div>	
 <div>Round tubes in bundles</div>	 <div>Sandwich panel</div>	 <div>Bundled channels</div>		 <div>Tires</div>	
				 <div>Foundry cutting</div>	

BI-ALFA

COBALT M42

The ROENTGEN bi-alfa cobalt band saw blade has HSS-M42 cutting tips. The high wear resistance of the band saw blade results from the very hard and evenly distributed carbides in the tooth tips, formed during the hardening and tempering process. The martensitic structure of the tooth tips and the high cobalt content create excellent heat resistance and toughness reducing wear rates at high sawing speeds. With a high chromium backing, the saw blade can withstand the considerable flexing stresses, tension and blade guide pressure.

HOOK TOOTH

TOOTH FORM



The hook tooth has a positive cutting angle of 10°. This tooth form is particularly suitable for cutting solid, thick-walled tubes and all higher-grade alloy material.

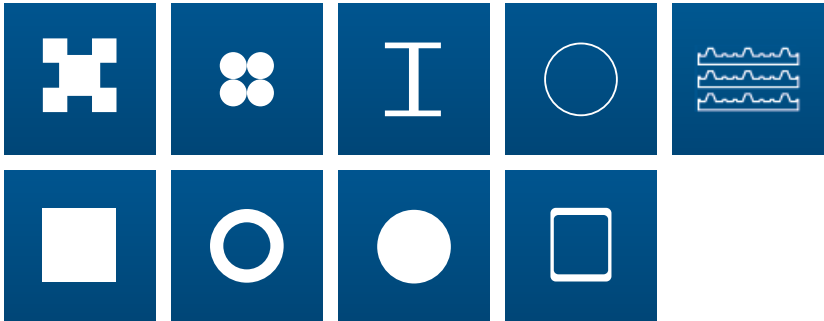
NORMAL TOOTH

TOOTH FORM



The normal tooth has a cutting angle of 0°. It is suitable for cutting material with a high carbon content (such as cast iron), for material with small cross sections and for thin-walled profiles and tubes.

APPLICATION AREAS



Teeth per inch / Constant tooth pitch (Normal tooth)

	3	4	6	8	10	14	18
6 x 0,6							
6 x 0,9							
10 x 0,6							
10 x 0,9							
13 x 0,6							
13 x 0,9							
20 x 0,9							
27 x 0,9							
34 x 1,1							
41 x 1,3							
54 x 1,3							
54 x 1,6							
67 x 1,6							
80 x 1,6							

Band saw blade width x thickness (mm)

Teeth per inch / Constant tooth pitch (Hook tooth)

	0,75	1,25	2	3	4	6
6 x 0,6						
6 x 0,9						
10 x 0,6						
10 x 0,9						
13 x 0,6						
13 x 0,9						
20 x 0,9						
27 x 0,9						
34 x 1,1						
41 x 1,3						
54 x 1,3						
54 x 1,6						
67 x 1,6						
80 x 1,6						

Band saw blade width x thickness (mm)

Teeth per inch / Combi tooth pitch (Normal tooth)

	0,75/1,25	1,1/1,6	1,5/2	2/3	3/4	4/5	4/6	5/6	5/8	6/10	8/12	10/14
6 x 0,6												
6 x 0,9												
10 x 0,6												
10 x 0,9												
13 x 0,6												
13 x 0,9												
20 x 0,9												
27 x 0,9												
34 x 1,1												
41 x 1,3												

Band saw blade width x thickness (mm)

Teeth per inch / Combi tooth pitch (Hook tooth)

	0,75/1,25	1,1/1,6	1,5/2	2/3	3/4	4/5	4/6	5/6	5/8	6/10	8/12	10/14
20 x 0,9												
27 x 0,9												
34 x 1,1												
41 x 1,3												
54 x 1,3												
54 x 1,6												
67 x 1,6												
80 x 1,6												

Band saw blade width x thickness (mm)

BI-ALFA PROFILE

The ROENTGEN bi-alfa Profile and Profile WS band saw blade provides outstanding performance on vibration-susceptible cuts. Vibration during cutting of tubes, beams and profiles is often damaging to a conventional band saw blade, which lowers blade life and cut area considerably. For these demanding applications; ROENTGEN offers the perfect solution with Profile and Profile WS!

The reinforced back edge of the tooth increases the overall strength of the tooth to withstand vibrations during interrupted cutting and protects the band saw blade against tooth strippage. The tooth tip consists of proven HSS M42, which has good mechanical features. Bi-alfa Profile is the band saw blade giving the best results when cutting round and square tubes as well as beams.


PROFILE TOOTH

TOOTH FORM




PROFILE TOOTH - PIPE

TOOTH FORM



The profile tooth withstands due to a reinforced tooth the vibrations during cutting of beams and tubes. This effect is intensified by the reduced cutting angle of 6°.

APPLICATION AREAS



Teeth per inch

	3/4	4/6	5/7	7/9	8/11	12/16
13 x 0,6					■	
20 x 0,9					■	■
27 x 0,9	■	■	■	■	■	■
34 x 1,1	■	■	■		■	
41 x 1,3	■	■	■			
54 x 1,6	■	■				
67 x 1,6	■					

Band saw blade width x thickness (mm)

Teeth per inch / Pipe

	2/3	3/4	4/6	5/7	8/11	12/16
13 x 0,6						
20 x 0,9						
27 x 0,9						
34 x 1,1		■				
41 x 1,3		■				
54 x 1,6	■	■				

Band saw blade width x thickness (mm)

BI-ALFA

PROFILE WS

The ROENTGEN bi-alfa Profile and Profile WS band saw blade provides outstanding performance on vibration-susceptible cuts. Vibration during cutting of tubes, beams and profiles is often damaging to a conventional band saw blade, which lowers blade life and cut area considerably. For these demanding applications; ROENTGEN offers the perfect solution with Profile and Profile WS!

The reinforced tooth increases the strength to withstand vibrations during interrupted cutting and protects the band saw blade against tooth strippage along a row of cutting edges.

A special set pattern reduces vibrations during cutting and therefore increases the blade life. The tooth tip consists of proven HSS-M42, which has good mechanical features.

Bi-alfa Profile WS has been specially developed for cutting profiles and beams, which are under tension. During the cutting operation this stress is relieved and thus requires a particularly large kerf in order to prevent the blade from binding in the cutting channel.

PROFILE TOOTH

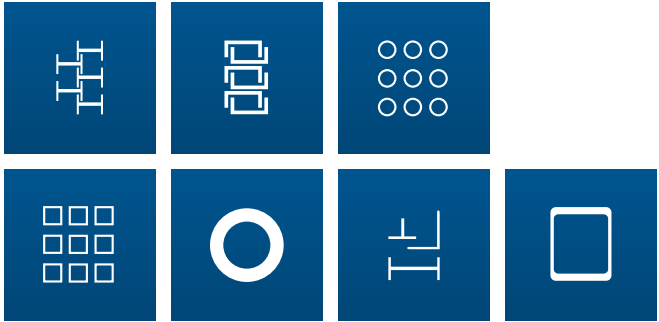
TOOTH FORM



WS

The profile tooth withstands vibration during cutting of beams and tubes due to a reinforced tooth. This effect is intensified by the reduced cutting angle of 6°.

APPLICATION AREAS



BI-ALFA
PROFILE WS

Teeth per inch

	2/3	3/4	4/6
34 x 1,1	■	■	
41 x 1,3	■	■	
54 x 1,3	■	■	
54 x 1,6	■	■	
67 x 1,6	■	■	■

Band saw blade width x thickness (mm)

BI-ALFA

COBALT WS

The ROENTGEN bi-alfa cobalt WS Profile band saw blade is produced with a HSS-M42 cutting edge. The saw blade benefits from wider set to create a larger kerf. The larger cutting channel helps to prevent blade binding.

HOOK TOOTH

TOOTH FORM



The Hook tooth has a positive cutting angle of 10°. This tooth form is especially suitable for cutting solid, thick-walled tubes and all higher alloyed materials.

APPLICATION AREAS




Teeth per inch			
	2/3	3/4	4/6
27 x 0,9		■	■
34 x 1,1	■	■	■
41 x 1,3	■	■	■
54 x 1,3		■	
54 x 1,6	■	■	■
67 x 1,6	■	■	
Band saw width x thickness (mm)			

BI-ALFA

COBALT WS ALU

The ROENTGEN bi-alfa cobalt WS ALU band saw blade features a wide kerf and an aggressive cutting angle. This facilitates a more efficient chip flow, reduces binding and clogging and promotes longer blade life for all non-ferrous metals.

HOOK TOOTH
 TOOTH FORM



The hook tooth has a positive cutting angle of 10°. This tooth form is particularly suitable for cutting solid, thick-walled tubes and all higher-grade alloy material.

APPLICATION AREAS



Teeth per inch				
	1,25	2	3	4
13 x 0,9			■	■
20 x 0,9			■	
27 x 0,9		■	■	■
27 x 1,1		■		
34 x 1,1	■	■	■	
41 x 1,3			■	
Band saw blade width x thickness (mm)				

BI-ALFA

COBALT RP

The ROENTGEN bi-alfa cobalt RP band saw blade is produced with HSS-M42 cutting tips. The cutting angle of 16° offers a more aggressive cutting performance. Improving chip flow, ensuring a smooth cut with enhanced blade life.

RP TOOTH

TOOTH FORM



The RP tooth has a positive cutting angle of 16°. Due to its aggressive cutting characteristics, it is most suitable for cutting high-end and exotic alloys and for non-ferrous metals.

APPLICATION AREAS



Teeth per inch					
	0,75/1,25	1,1/1,6	1,5/2	2/3	3/4
27 x 0,9					■
34 x 1,1				■	■
41 x 1,3			■	■	■
54 x 1,3			■	■	
54 x 1,6		■	■	■	■
67 x 1,6	■	■	■	■	
80 x 1,6	■	■			
Band saw blade width x thickness (mm)					



RÖNTGEN®

GERMAN QUALITY - ENDURING PRECISION

BI-ALFA MASTER

The ROENTGEN bi-alfa Master band saw blade is CBN precision ground to form a chamfered high tooth, which optimizes blade guidance throughout the cutting. This ensures perpendicular cuts. A pair of set lower finishing teeth provides the necessary cutting clearance.

This tooth geometry with HSS-M42 tooth tips and very narrow height tolerances ensures uniform tooth loads at the chip removal and thus provides a higher cutting performance. This results in a significant cost-per-cut reduction.

MASTER-TOOTH

TOOTH FORM



The Master-Tooth is particularly suitable for cutting exotic alloys.

APPLICATION AREAS



Teeth per inch

	1,5/2	2/3	3/4
27 x 0,9			■
34 x 1,1		■	■
41 x 1,3	■	■	■

Band saw blade width x thickness (mm)

BI-ALFA

RP MASTER

The ROENTGEN bi-alfa RP-Master band saw blade is CBN precision ground to form a chamfered high tooth (A), which optimizes blade guidance throughout the cutting. This ensures a perpendicular cut.

The ground finishing teeth provide the necessary cutting clearance to give a clean and smooth cut surface. This geometry ensures uniform tooth loads and chip removal. This in combination with the aggressive cutting angle of 16°, improves the cutting performance of the band saw blade.

MASTER TOOTH

TOOTH FORM



The Master-Tooth is particularly suitable for cutting exotic alloys.

APPLICATION AREAS



BI-ALFA
 RP MASTER

Teeth per inch					
	0,75/1,25	1,1/1,6	1,5/2	2/3	3/4
34 x 1,1				■	■
41 x 1,3			■	■	■
54 x 1,3			■	■	
54 x 1,6		■	■	■	■
67 x 1,6	■	■	■		
80 x 1,6	■	■			
Band saw blade width x thickness (mm)					

BI-ALFA

COBALT M51

The ROENTGEN bi-alfa cobalt M51 band saw blade has an alloyed steel backing with high chromium content together with a HSS-M51 cutting edge. Due to the cobalt and tungsten content of the cutting tips, the blade has high thermal and mechanical wear resistance.

HOOK TOOTH

TOOTH FORM



The hook tooth has a positive cutting angle of 10°. This tooth form is particularly suitable for cutting solid, thick-walled tubes and all higher-grade alloy material.

APPLICATION AREAS



BI-ALFA
COBALT M51

Teeth per inch

	0,75/1,25	1,1/1,6	1,5/2	2/3	3/4	4/5	4/6
27 x 0,9				■	■	■	■
34 x 1,1				■	■		■
41 x 1,3			■	■	■		■
54 x 1,3			■	■	■		
54 x 1,6	■	■	■	■	■		
67 x 1,6	■	■	■	■			
80 x 1,6	■	■					

Band saw blade width x thickness (mm)

BI-ALFA

COBALT M51 SUPREME

The ROENTGEN bi-alfa cobalt M51 Supreme band saw blade has an alloyed steel backing with high chromium content together with a HSS-M51 cutting edge. The cutting angle of 16° offers a more aggressive cutting performance improving chip flow. Due to the cobalt and tungsten content of the cutting tips, the blade has high thermal and mechanical wear resistance.

RP TOOTH

TOOTH FORM



The RP tooth has a positive cutting angle of 16°. Due to its aggressive cutting characteristics, it is most suitable for cutting high-end and exotic alloys and for non-ferrous metals.

APPLICATION AREAS



BI-ALFA
 COBALT M51
 SUPREME

Teeth per inch						
	0,6/0,7	0,75/1,25	1,1/1,6	1,5/2	2/3	3/4
34 x 1,1					■	■
41 x 1,3				■	■	
54 x 1,3				■	■	
54 x 1,6			■	■	■	
67 x 1,6		■	■	■		
80 x 1,6		■	■			
100 x 1,6	■					
Band saw blade width x thickness (mm)						

BI-ALFA

MASTER SUPREME

High-alloyed materials are extremely demanding on all cutting tools. The Roentgen Master Supreme provides a cost effective solution for these difficult applications. M51 cutting tips together with a special tooth geometry provides the perfect solution for high alloyed and exotic materials.

Master Supreme is especially suited to cut large cross sections, therefore it is the ideal solution for steel service centers and forges.

ROENTGEN MASTER SUPREME
 Precise perpendicular cut with excellent surface finish on the most difficult-to-cut-materials.

HIGH EFFICIENCY
 HSS-M51 tooth tips allow to cut materials with a hardness of up to 50 HRc (1600 N/mm²). Together with an aggressive cutting angle of 16°, it is the ideal combination to cut high alloyed and exotic materials on larger cross sections.

LONGER BLADE LIFE
 The high heat and mechanical wear resistance of HSS-M51 cutting tips ensure excellent blade life, when cutting high alloyed and exotic materials.

MASTER-TOOTH

TOOTH FORM




The Master-Tooth is particularly suitable for cutting exotic alloys.

APPLICATION AREAS



Teeth per inch							
	0,6/0,7	0,75/1,25	0,9/1,1	1,1/1,6	1,5/2	2/3	3/4
34 x 1,1						■	■
41 x 1,3					■	■	
54 x 1,3					■	■	
54 x 1,6				■	■	■	
67 x 1,6		■		■	■		
80 x 1,6		■		■			
100 x 1,6	■		■				
Band saw blade width x thickness (mm)							



HM-TITAN

MU

The high performance band saw blade Roentgen HM-Titan MU was developed to cut a variety of different materials. The special designed tooth geometry enables a better chip separation with low noise and high cutting rates. Reduced cutting times combined with an excellent finish are ensured.

HOOK TOOTH

TOOTH FORM



APPLICATION AREAS



Teeth per inch						
	0,85/1,15	1,1/1,6	1,5/2	1,8/2,2	2/3	3/4
27 x 0,9						■
34 x 1,1					■	■
41 x 1,3			■		■	■
54 x 1,3			■		■	■
54 x 1,6	■	■	■	■	■	■
67 x 1,6	■	■	■	■		
80 x 1,6		■				
Band saw blade width x thickness (mm)						

HM-TITAN


ALU2

The high performance band saw blade ROENTGEN HM-Titan ALU2 is designed for cutting non-ferrous metals, especially aluminum.

Due to the improved bending fatigue strength of the high-alloyed backing strip, the band saw blade withstands the extreme blade speeds and feeds during these cutting applications and therefore offers a high productivity and blade life.

HOOK TOOTH

TOOTH FORM



APPLICATION AREAS



Teeth per inch						
	2	3	0,85/1,15	1,1/1,6	1,5/2	2/3
20 x 0,9		■				
27 x 0,9		■				■
34 x 1,1	■	■			■	■
41 x 1,3					■	■
54 x 1,3					■	
54 x 1,6			■	■	■	
80 x 1,6			■			
Band saw blade width x thickness (mm)						

HM-TITAN
 ALU2

HM-TITAN

ALU3

The high performance band saw blade ROENTGEN HM-Titan ALU3 is designed for cutting non-ferrous metals, especially aluminum. It is the best blade for cutting slabs and plates.

Due to improved bending fatigue strength of the high-alloyed backing strip, the band saw blade withstands the extreme blade speeds and feeds during these cutting applications and therefore offers a high productivity and blade life.

The unique tooth geometry satisfies even the highest demands with regard to the surface finish.

HOOK TOOTH TOOTH FORM



APPLICATION AREAS



HM-TITAN
ALU3

Teeth per inch

	0,85/1,15	1,1/1,6	1,5/2	2/3
27 x 0,9				■
34 x 1,1			■	■
41 x 1,3		■	■	■
54 x 1,3	■		■	
54 x 1,6	■	■	■	
67 x 1,6		■		
80 x 1,6	■			

Band saw blade width x thickness (mm)

Teeth per inch

	2	3
27 x 0,9		■
34 x 1,1	■	■
41 x 1,3		
54 x 1,3		
54 x 1,6		
67 x 1,6		
80 x 1,6		

Band saw blade width x thickness (mm)



RÖNTGEN®

GERMAN QUALITY - ENDURING PRECISION


HM-TITAN FORTE C

The high-performance ROENTGEN HM-Titan forteC band saw blade benefits from carbide tips secured by electronic controlled welding.

The special coating over the tooth tips allows a significantly higher cutting performance along with an increased blade life.

The HM-Titan forteC has an immediate contribution to efficiency and productivity right from the beginning as a break-in procedure at lower cutting parameters is not necessary.

HOOK TOOTH TOOTH FORM



HM-Titan
in operation:



APPLICATION AREAS



HM-TITAN
FORTE C

Teeth per inch

	0,85/1,15	1,1/1,6	1,5/2	1,8/2,2	2/3	3/4
34 x 1,1					■	
41 x 1,3			■		■	■
54 x 1,3			■		■	
54 x 1,6		■	■	■	■	
67 x 1,6	■	■		■		
80 x 1,6		■				

Band saw blade width x thickness (mm)


HM-TITAN

B0


The high-performance ROENTGEN HM-Titan B0 carbide tipped band saw blade has been designed to cut hardened and tempered or induction-hardened materials with a hardness higher than 50 HRc.

NORMAL TOOTH

TOOTH FORM



APPLICATION AREAS



Teeth per inch		
	2/3	3/4
27 x 0,9		■
34 x 1,1	■	■
41 x 1,3	■	■
54 x 1,3	■	■
54 x 1,6	■	■
Band saw blade width x thickness (mm)		

HM-TITAN

MUSN

The Roentgen HM-Titan MUSN carbide tipped band saw blade has been designed to cut hardened and tempered or induction-hardened materials with a hardness higher than 50 HRc.

HM-Titan MUSN is especially suitable on heavy-duty sawing machines and workpieces of high hardness.

TOOTH FORM NEGATIVE

TOOTH FORM



APPLICATION AREAS



HM-TITAN
MUSN

Teeth per inch			
	1,5/2	2/3	3/4
34 x 1,1			
41 x 1,3			
Band saw blade width x thickness (mm)			



RÖNTGEN®

GERMAN QUALITY - ENDURING PRECISION

HM-TITAN SET


The ROENTGEN HM-Titan SET is ideal for cutting materials with residual stress.

The special set pattern prevents the saw blade from binding in materials with large cross sections.

IT IS RECOMMENDED USING HM-TITAN SET FOR CUTTING:

- All kind of materials with residual stress
- Titanium and Titanium alloys
- Ni-, Co, or Cr-based alloys
- Long cross sections

HOOK TOOTH TOOTH FORM



APPLICATION AREAS



HM-TITAN
SET

Teeth per inch

	0,7/1,0	0,85/1,15	1,1/1,6	1,5/2	2/3	3/4
27 x 0,9						■
34 x 1,1					■	■
41 x 1,3				■	■	■
54 x 1,3				■	■	■
54 x 1,6				■	■	■
67 x 1,6		■	■	■		
80 x 1,6		■	■			
100 x 1,6	■*					


Band saw blade width x thickness (mm)

*available in WS

RRR


The ROENTGEN RRR flexback carbon band saw blade has a pin-point carbide structure of 30 - 50 grains per 100 µm². The presence of hard iron carbides produces outstanding tooth edge wear resistance, together with high flex strength in the backing steel material.

HOOK TOOTH TOOTH FORM




The hook tooth has a positive cutting angle of 10°.

NORMAL TOOTH TOOTH FORM



The normal tooth has a cutting angle of 0°.

APPLICATION AREAS



RRR

Teeth per inch / Constant tooth pitch (Normal tooth)

	2	3	4	6	8	10	14	18	24
6 x 0,65				■	■	■	■	■	■
8 x 0,65				■	■	■	■	■	■
10 x 0,65				■	■	■	■	■	■
13 x 0,65				■	■	■	■	■	■
16 x 0,80			■	■	■	■	■	■	■
20 x 0,80				■	■	■	■	■	■
25 x 0,90				■	■	■	■	■	■

Band saw blade width x thickness (mm)

Teeth per inch / Constant tooth pitch (Hook tooth)

	2	3	4	6	8	10	14	18	24
6 x 0,65			■	■					
8 x 0,65			■	■					
10 x 0,65		■	■	■					
13 x 0,65			■	■					
16 x 0,80		■	■	■					
20 x 0,80			■	■					
25 x 0,90	■	■	■						

Band saw blade width x thickness (mm)




RÖNTGEN®

GERMAN QUALITY - ENDURING PRECISION

RRR PLUS


ROENTGEN RRR-Plus hardback carbon band saw blades have a pin-point carbide structure of 30 – 50 grains per 100 µm² and precision milled tooth profiles. A special heat treatment process increases the tensile strength of the steel backing material and the wear resistance of the tooth edge. These features result in a premium quality, long-life carbon band saw blade.

HOOK TOOTH TOOTH FORM





The hook tooth has a positive cutting angle of 10°.

NORMAL TOOTH TOOTH FORM



The normal tooth has a cutting angle of 0°.

APPLICATION AREAS



Teeth per inch / Constant tooth pitch (Normal tooth)

	3	4	6	8	10	14	18	24
6 x 0,65			■	■	■	■	■	■
8 x 0,65			■	■	■	■	■	■
10 x 0,65			■	■	■	■	■	■
13 x 0,65			■	■	■	■	■	■
16 x 0,80		■	■	■	■	■	■	■
20 x 0,80			■	■	■	■	■	■
25 x 0,90		■	■	■	■	■	■	■

Band saw blade width x thickness (mm)

Teeth per inch / Constant tooth pitch (Hook tooth)


	3	4	6	8	10	14	18	24
6 x 0,65		■	■					
8 x 0,65		■	■					
10 x 0,65		■	■					
13 x 0,65	■	■	■					
16 x 0,80		■	■					
20 x 0,80	■	■						
25 x 0,90		■	■					

Band saw blade width x thickness (mm)

GRIT SEGMENTED

The ROENTGEN Grit band saw blade is coated with a high quantity of multi-faceted carbide grains, galvanized on a highly flexible backing strip. The facets of the grains create an extreme number of cutting edges, giving a smooth surface finish. ROENTGEN offers a variety of different grain sizes and blade dimensions.

TOOTH FORM



APPLICATION AREAS



GRIT
 SEGMENTED

	Segmented	Segment distance in mm
6 x 0,50	■	8
10 x 0,65	■	12
13 x 0,50	■	12
13 x 0,65	■	12
20 x 0,80	■	12
25 x 0,90	■	12
32 x 0,90	■	14
32 x 1,10	■	14
38 x 1,10	■	14
Band saw blade width x thickness (mm)		

GRIT


CONTINUOUSLY

The ROENTGEN Grit band saw blade is coated with a high quantity of multi-faceted carbide grains, galvanized on a highly flexible backing strip. The facets of the grains create an extreme number of cutting edges, giving a smooth surface finish. ROENTGEN offers a variety of different grain sizes and blade dimensions.

TOOTH FORM



APPLICATION AREAS



Continuously gritted		
6 x 0,50	■	
10 x 0,65	■	
13 x 0,50	■	
13 x 0,65	■	
20 x 0,80	■	
25 x 0,90	■	
32 x 0,90	■	
32 x 1,10	■	
Band saw blade width x thickness (mm)		

POWER HACKSAW BLADES



The high-performance power hacksaw blades which are available in various qualities such as 2-iks, Moly and Moly7 are suitable for cutting material from simple carbon steel up to chromium nickel steel. In addition the break-proof bimetal blade bi-alfa is available.

For further information concerning dimension and toothing please visit:
www.roentgen-saw.com/en/power-hacksaw-blades

2-IKS | MOLY | MOLY7 | BI-ALFA



RÖNTGEN®

GERMAN QUALITY - ENDURING PRECISION

HACKSAW
BLADES

HAND HACKSAW BLADES



Hand hacksaw blades manufactured of best high-speed steel or as bimetal blade are available for highest requirements.

For further information concerning dimension and toothing please visit:
www.roentgen-saw.com/en/hand-hacksaw-blades

BI-ALFA | DURAX | 2-IKS | MOLY

SERVICE

BREAK-IN PROCEDURE

The blade life can be increased significantly by following the recommended break-in procedure.

A new saw blade benefits from a short period of cutting at reduced band speed and cutting feed rate. The break-in rates should be set at 70% of band speed and 50% of feed. After approximately 400-600 cm² of cross sectional area has been cut, the band speed should be gradually increased to maximum, followed by the feed rate.

ROENTGEN

CUTTING SOLUTION

The optimal cutting speed and the correct feed in combination with the correct choice of band saw blade are preconditions for a long life and cutting quality of our products.

The ROENTGEN Cutting Solution program evaluates the online input data of a determined cutting job and offers immediate recommended cutting parameters, which will result in the economic use of Roentgen band saw blades. Sign up today!



SAFETY INSTRUCTIONS

ROENTGEN band saw blades supplied in welded loops are under tension. Great care is necessary when unpacking and preparing the blade for mounting on the sawing machine.

- wear safety glasses
- wear work gloves
- wear safety boots



For detailed safety instructions, please be referred to the machine manufacturers operating instructions or contact ROENTGEN.

SERVICE ACCESSORIES

BAND SAW BLADE TENSION GAUGE

Cutting performance and the straightness of the cut depend on the correct blade tension. The ROENTGEN tension gauge measures the blade tension on the machine.

Tension values are displayed in N/mm² and it enables to make a simple and quick check. A tension of 300 N/mm² is recommended for ROENTGEN band saw blades. Off-square cutting due to low tension or blade breakage due to high tension can be avoided.



Product information

PORTABLE FEED MEASURING DEVICE

A constant feed rate is required to achieve high durability of the band saw blade, and a high cutting performance.

The Roentgen VM - 500 allows a fast and precise measurement of the feed rate during the sawing process. A wrong or incorrect feed rate will be digitally displayed directly and can be adjusted.

The Roentgen VM - 500 is ready to use in a few seconds; is safely stored in a aluminum case.



Product information

REFRACTOMETER

The oil content of the lubricant has an important effect on the life of ROENTGEN band saw blades due to a reduced wear of tooth tips and cutting edges respectively.

The mix ratio of cooling lubricant can be read in % off a scale visible through an eyepiece.



Product information

WEDGE TO PREVENT KERF CLOSING

Steel wedge to prevent blade jamming.



Product information



GERMAN QUALITY -
ENDURING PRECISION



RÖNTGEN®

GERMAN QUALITY - ENDURING PRECISION

ROBERT RÖNTGEN GmbH & Co. KG

Auf dem Knapp 44
42855 Remscheid

Phone: +49 (0) 21 91 - 3 73 01

Fax: +49 (0) 21 91 - 3 73 999



info@roentgen-saw.com
www.roentgen-saw.com